

# Southern NSW Economic Performance

April 2024



# \$79.3 billion

(2021-22)



UNEMPLOYMENT

**2.8%**  
(2023)



JOBS

**448,186**  
(2022)



BUSINESS

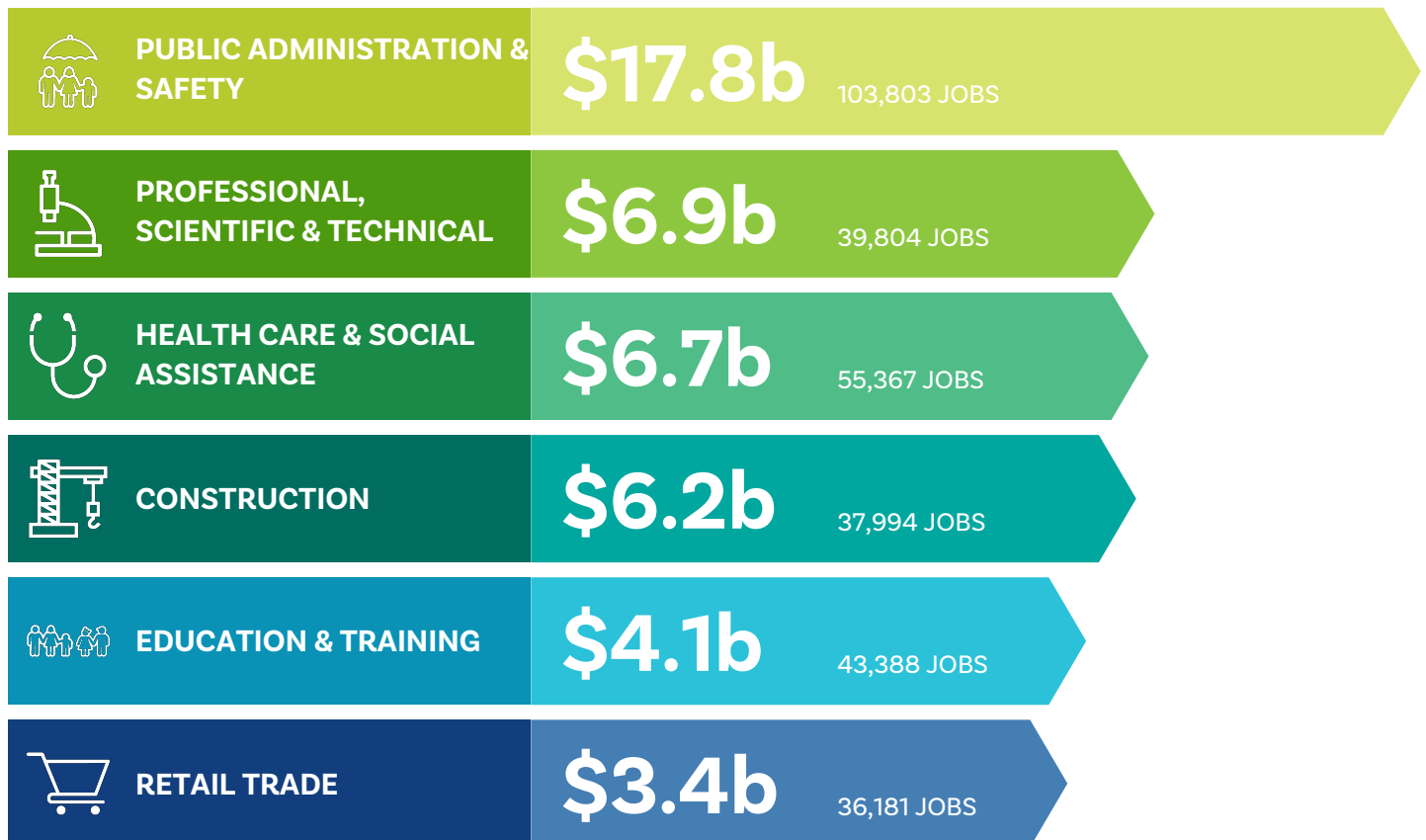
**73,702**  
(2022)



NON-RESIDENTIAL BUILDING APPROVALS


**\$2,928.5**  
\$BILLION (2023)

## Major Industries (2022)



Whilst all care and diligence has been exercised in the preparation of this data, AEC Group Pty Ltd (or its associated parties) do not warrant the accuracy of the information contained within DataAU and accept no liability for any loss of damage that may be suffered as a result of reliance on this information, where or not there has been any error, omission or negligence in the development and presentation of the data contained in DataAU by the employees, associated parties or information providers of AEC Group Pty Ltd. It is the nature of this data that it may quickly become out of date and users must make their own assessment of the relevance and accuracy of the data for their intended purpose. No representation is provided regarding the timeliness or accuracy of materials.


# Community Profile



POPULATION  
**862,170**  
(2022)




INDIGENOUS POPULATION  
**3.4%**  
% OF POPULATION  
(2021)



AVERAGE AGE  
**40.2**  
YEARS  
(2021)



AVG HOUSEHOLD INCOME  
**\$124,270**  
(2021)



PERSONS BORN OVERSEAS  
**22.9%**  
% OF POPULATION  
(2021)

## The Region



- Bega Valley
- Eurobodalla
- Goulburn Mulwaree
- Hilltops
- Queanbeyan-Palerang
- Shoalhaven
- Snowy Monaro Regional
- Upper Lachlan Shire
- Wingecarribee
- Yass Valley
- Unincorp. ACT

# Individual Local Area Statistics

## BEGA VALLEY (A)

### POPULATION

ESTIMATED RESIDENT POPULATION	35,988
AVERAGE AGE	46.8

### HOUSEHOLDS & DWELLINGS

AVERAGE HOUSEHOLD SIZE	2
AVERAGE HOUSEHOLD INCOME (P/A)	\$81,792

### EMPLOYMENT

TOTAL EMPLOYMENT (PLACE OF WORK)	15,157
AVERAGE WORKER INCOME	\$57,239
UNEMPLOYMENT RATE	3.4%

### GROSS REGIONAL PRODUCT

TOTAL GRP (\$M)	\$2,508
-----------------	---------

## EUROBODALLA (A)

### POPULATION

ESTIMATED RESIDENT POPULATION	40,755
AVERAGE AGE	48.5

### HOUSEHOLDS & DWELLINGS

AVERAGE HOUSEHOLD SIZE	2
AVERAGE HOUSEHOLD INCOME (P/A)	\$80,739

### EMPLOYMENT

TOTAL EMPLOYMENT (PLACE OF WORK)	16,036
AVERAGE WORKER INCOME	\$57,914
UNEMPLOYMENT RATE	4.3%

### GROSS REGIONAL PRODUCT

TOTAL GRP (\$M)	\$2,691
-----------------	---------

## GOULBURN MULWAREE (A)

### POPULATION

ESTIMATED RESIDENT POPULATION	32,428
AVERAGE AGE	41.2

### HOUSEHOLDS & DWELLINGS

AVERAGE HOUSEHOLD SIZE	2
AVERAGE HOUSEHOLD INCOME (P/A)	\$95,556

### EMPLOYMENT

TOTAL EMPLOYMENT (PLACE OF WORK)	14,629
AVERAGE WORKER INCOME	\$64,944
UNEMPLOYMENT RATE	3.2%

### GROSS REGIONAL PRODUCT

TOTAL GRP (\$M)	\$2,389
-----------------	---------

## HILLTOPS (A)

### POPULATION

ESTIMATED RESIDENT POPULATION	19,239
AVERAGE AGE	42.5

### HOUSEHOLDS & DWELLINGS

AVERAGE HOUSEHOLD SIZE	2
AVERAGE HOUSEHOLD INCOME (P/A)	\$82,754

### EMPLOYMENT

TOTAL EMPLOYMENT (PLACE OF WORK)	7,982
AVERAGE WORKER INCOME	\$59,544
UNEMPLOYMENT RATE	3.8%

### GROSS REGIONAL PRODUCT

TOTAL GRP (\$M)	\$1,335
-----------------	---------

# Individual Local Area Statistics

## QUEANBEYAN-PALERANG REGIONAL (A)

### POPULATION

ESTIMATED RESIDENT POPULATION	64,233
AVERAGE AGE	37.8

### HOUSEHOLDS & DWELLINGS

AVERAGE HOUSEHOLD SIZE	3
AVERAGE HOUSEHOLD INCOME (P/A)	\$141,304

### EMPLOYMENT

TOTAL EMPLOYMENT (PLACE OF WORK)	19,356
AVERAGE WORKER INCOME	\$71,001
UNEMPLOYMENT RATE	1.3%

### GROSS REGIONAL PRODUCT

TOTAL GRP (\$M)	\$3,763
-----------------	---------

## SHOALHAVEN (C)

### POPULATION

ESTIMATED RESIDENT POPULATION	109,611
AVERAGE AGE	45.1

### HOUSEHOLDS & DWELLINGS

AVERAGE HOUSEHOLD SIZE	2
AVERAGE HOUSEHOLD INCOME (P/A)	\$86,757

### EMPLOYMENT

TOTAL EMPLOYMENT (PLACE OF WORK)	43,648
AVERAGE WORKER INCOME	\$61,762
UNEMPLOYMENT RATE	2.9%

### GROSS REGIONAL PRODUCT

TOTAL GRP (\$M)	\$7,404
-----------------	---------

## SNOWY MONARO REGIONAL (A)

### POPULATION

ESTIMATED RESIDENT POPULATION	21,823
AVERAGE AGE	41.8

### HOUSEHOLDS & DWELLINGS

AVERAGE HOUSEHOLD SIZE	2
AVERAGE HOUSEHOLD INCOME (P/A)	\$110,131

### EMPLOYMENT

TOTAL EMPLOYMENT (PLACE OF WORK)	12,793
AVERAGE WORKER INCOME	\$64,120
UNEMPLOYMENT RATE	1.7%

### GROSS REGIONAL PRODUCT

TOTAL GRP (\$M)	\$2,322
-----------------	---------

## UPPER LACHLAN SHIRE (A)

### POPULATION

ESTIMATED RESIDENT POPULATION	8,551
AVERAGE AGE	44.7

### HOUSEHOLDS & DWELLINGS

AVERAGE HOUSEHOLD SIZE	2
AVERAGE HOUSEHOLD INCOME (P/A)	\$100,436

### EMPLOYMENT

TOTAL EMPLOYMENT (PLACE OF WORK)	2,605
AVERAGE WORKER INCOME	\$61,485
UNEMPLOYMENT RATE	1.7%

### GROSS REGIONAL PRODUCT

TOTAL GRP (\$M)	\$493
-----------------	-------

# Individual Local Area Statistics

## WINGECARRIBEE (A)

### POPULATION

ESTIMATED RESIDENT POPULATION	52,795
AVERAGE AGE	45.0

### HOUSEHOLDS & DWELLINGS

AVERAGE HOUSEHOLD SIZE	2
AVERAGE HOUSEHOLD INCOME (P/A)	\$114,041

### EMPLOYMENT

TOTAL EMPLOYMENT (PLACE OF WORK)	22,598
AVERAGE WORKER INCOME	\$64,948
UNEMPLOYMENT RATE	1.1%

### GROSS REGIONAL PRODUCT

TOTAL GRP (\$M)	\$4,064
-----------------	---------

## YASS VALLEY (A)

### POPULATION

ESTIMATED RESIDENT POPULATION	17,379
AVERAGE AGE	40.6

### HOUSEHOLDS & DWELLINGS

AVERAGE HOUSEHOLD SIZE	3
AVERAGE HOUSEHOLD INCOME (P/A)	\$141,987

### EMPLOYMENT

TOTAL EMPLOYMENT (PLACE OF WORK)	4,884
AVERAGE WORKER INCOME	\$62,893
UNEMPLOYMENT RATE	1.4%

### GROSS REGIONAL PRODUCT

TOTAL GRP (\$M)	\$867
-----------------	-------

## UNINCORPORATED ACT

### POPULATION

ESTIMATED RESIDENT POPULATION	456,844
AVERAGE AGE	37.1

### HOUSEHOLDS & DWELLINGS

AVERAGE HOUSEHOLD SIZE	3
AVERAGE HOUSEHOLD INCOME (P/A)	\$145,856

### EMPLOYMENT

TOTAL EMPLOYMENT (PLACE OF WORK)	287,399
AVERAGE WORKER INCOME	\$87,446
UNEMPLOYMENT RATE	3.2%

### GROSS REGIONAL PRODUCT

TOTAL GRP (\$M)	\$51,205
-----------------	----------